

# PREPARING FOR HURRICANES & FLOODS



## KNOW WHERE TO GO





If an evacuation is ordered, know your local hurricane evacuation route and have a plan for where you can stay with your pets.

If you don't know where you can stay with your pets, contact your local emergency management agency for more information.

PET FRIENDLY HOTELS
_____
_____
EMERGENCY SHELTER
_____

## PLAN AND PREPARE

Assemble an emergency supply kit including:

- Important documents
- Medications 
- Personal identification
- A flashlight 
- Batteries
- Cash 
- First aid supplies
- Emergency supplies for your pet, too! 
- 3 days of fresh water

What if a hurricane or rising waters are headed your way and you are not advised to evacuate?

Be sure to stock essential supplies in case you lose power and water for several days or you are not able to leave due to flooding or impassable roadways.

Don't forget extra water and food for your pets, too.



Develop an emergency evacuation plan and practice it with everyone in your home – including your pets.

Plan should include a designated safe meeting place and out of town emergency contacts.



## LISTEN TO AUTHORITIES

Sign up for any text or email emergency alerts. To find what is available in your area “Google” your city or county name and the word “alerts.”

If evacuation orders are given, leave immediately for your personal safety and to avoid traffic jams. Do not put emergency responders in a position to risk their lives later because you did not listen to evacuation orders. If you don't have a safe place to evacuate (with your pets), contact your local emergency management agency for guidance.

**ONLY RETURN HOME WHEN AUTHORITIES SAY IT IS SAFE.**

