

Lake Animal Hospital

Heartworm Treatment Home Care Instructions





(Please bring this form with you for all heartworm treatment appointments.)

Pet Name: _____

Thank you for electing to allow us to treat your pet for heartworm disease. Our staged treatment will kill the adult heartworms with as little risk as possible, but continued home treatment is absolutely vital to a full recovery from this deadly disease. The following instructions should be closely followed at all times to help lower the risk of deadly complications. **If you have any questions or concerns at any time during your pet's heartworm treatment, please contact our office at (504) 837-1730**





➤ **Appointment date for Stage 1 treatment, which will include a 1 night stay:** _____

After Stage 1 Treatment

-  **Keep your pet strictly confined for the next 4 weeks.** This means no exercise, no playing with people or other dogs, no avoidable excitement and your pet should be leash walked only long enough to urinate and defecate and then returned inside to a controlled climate. Confinement to a kennel is strongly recommended whenever your pet cannot be kept completely calm and quiet. The risk of embolism and death is increased if proper confinement instructions are not closely followed.
-  **Keep your pet on monthly heartworm prevention.** The medication that we inject during heartworm treatment kills the adult worms, but it is necessary to keep your pet on monthly heartworm prevention throughout the entirety of heartworm treatment to continue killing the larvae to keep your pet from becoming re-infected.
-  **Keep your pet comfortable, expecting some mild discomfort.** The medication used to kill heartworms is injected into the muscles of the lower back. This area may be tender and slightly swollen. We have sent home tramadol, a non-narcotic pain reliever to help with this but if your pet still seems excessively uncomfortable after giving this as directed, please contact our office.
-  **Watch for the following signs and contact our office immediately if any of the following develops:**
 - Bleeding from the nose or mouth
 - Respiratory distress (excessive panting or gasping)
 - Excessive coughing
 - Loss of appetite
 - Vomiting

➤ **Appointment date for Stage 2 treatment, which will include a 2 night stay:** _____

After Stage 2 Treatment

-  **Keep your pet strictly confined for an additional 4 weeks.** Follow the same confinement instructions as detailed above.
-  **Keep your pet comfortable, expecting some mild discomfort.** The medication will be injected into the muscles of the lower back on both sides. This area may be tender and slightly swollen, perhaps more so than after the first stage. Please contact our office if the discomfort seems excessive.
-  **Watch for the same signs as detailed above and contact our office immediately should any of them develop.**
-  **After the second 4 week confinement is complete, work back up to normal activity very gradually over the course of 2 weeks.** 4 weeks of bed rest is a long time for anyone, so be sure to very slowly work your pet back up to normal activity levels, being sure to observe any changes in behaviour or the development of the above listed symptoms.

➤ **Appointment for doctor check-up (Please call for this appointment at the end of the second 4 week confinement) Date:** _____ **Time:** _____